



## **Chelsea Riverview, William Morris Way, London, SW6 2UT**

**£1,100 Per Week**

COMING SOON

BRAND NEW ONE BEDS IN CHELSEA RIVERVIEW LOCATED IN A PRIME RIVERSIDE LOCATION ON WATERFRONT ROAD OPPOSITE IMPERIAL PARK IN SW6

BE THE 1ST TO LIVE IN THIS RIVER SIDE DEVELOPMENT


AVAILABLE TO OCCUPY IN EARLY SEPTEMBER

FACILITIES INCLUDE EXCLUSIVE USE OF THE CHELSEA RIVERSIDE CLUB INC CINEMA, GYM, & LOUNGE

FURNISHED OR UN-FURNISHED

- CHELSEA RIVERVIEW SW6
- PRIME WATERFRONT LOCATION
- SELECTION OF TWO BEDS COMING AVAILABLE
- PRICES FROM £1,100 PER WEEK
- COMING SOON
- OPPOSITE IMPERIAL PARK
- STUDENTS & PROFF WELCOME
- AVAILABLE SEPTEMBER
- AMAZING RIVER VIEWS FROM APARTMENTS
- EXCLUSIVE USE OF THE CHELSEA RIVER CLUB

# Chelsea Riverview, William Morris Way, London, SW6 2UT



CHELSEA RIVERVIEW



CHELSEA RIVERVIEW



CHELSEA RIVERVIEW



CHELSEA RIVERVIEW





CHELSEA RIVERVIEW

# Chelsea Riverview, William Morris Way, London, SW6 2UT



CHELSEA RIVERVIEW



Energy Efficiency Rating		
	Current	Potential
<i>Very energy efficient - lower running costs</i>		
(92 plus) <b>A</b>		
(81-91) <b>B</b>		
(69-80) <b>C</b>		
(55-68) <b>D</b>		
(39-54) <b>E</b>		
(21-38) <b>F</b>		
(1-20) <b>G</b>		
<i>Not energy efficient - higher running costs</i>		
<b>England &amp; Wales</b>		EU Directive 2002/91/EC 
Environmental Impact (CO <sub>2</sub> ) Rating		
	Current	Potential
<i>Very environmentally friendly - lower CO<sub>2</sub> emissions</i>		
(92 plus) <b>A</b>		
(81-91) <b>B</b>		
(69-80) <b>C</b>		
(55-68) <b>D</b>		
(39-54) <b>E</b>		
(21-38) <b>F</b>		
(1-20) <b>G</b>		
<i>Not environmentally friendly - higher CO<sub>2</sub> emissions</i>		
<b>England &amp; Wales</b>		EU Directive 2002/91/EC 

We have prepared these property particulars as a general guide to a broad description of the property. They are not intended to constitute part of an offer or contract. We have not carried out a structural survey and the services, appliances and specific fittings have not been tested. All photographs, measurements, floorplans and distances referred to are given as a guide only and should not be relied upon for the purchase of carpets or any other fixtures or fittings. Lease details, service charges and ground rent (where applicable) and council tax are given as a guide only and should be checked and confirmed by your Solicitor prior to exchange of contracts.